

# MARTIN PIERCE



November 2022

LIZARD and NETSUKE

# LIZARD



# LIZARD



Lizard Passage Way Lever & Bark Back Plate




# LIZARD



Lizard on Bark Single Cylinder Turn Piece & Entry Way Lock Set - Interior



# LIZARD



Lizard on Stone Single Cylinder Thumb Piece & Entry Way Lock Set - Exterior


# LIZARD



Lizard Passage Way Knob on Bark Rose



# LIZARD



Lizard Herioc Door Pulls

# LIZARD DOOR HARDWARE



1



2



3



4

1. Entry Way Multi Point Single Profile Cylinder Lever (left shown) on 2 1/4"W x 10 1/2"H (57 x 267mm) Bark Back Plate - Exterior
2. Entry Way Multi Point Single Profile Cylinder Turn Piece Lever (right shown) on 2 1/4"W x 10 1/2"H (57 x 267mm) Bark Back Plate - Interior
3. Single Cylinder Entry Way Lever (left shown) & Turn Piece on 3"W x 11"H (76 x 279mm) Bark Back Plate - Interior
4. Single Cylinder Entry Way Lever (right shown) on 3"W x 11"H (76 x 279mm) Bark Back Plate - Exterior

The designs shown here are the original designs of Martin Pierce and are protected by copyright© 1993-2022 These designs are part of the trade mark and trade dress of Martin Pierce and Martin Pierce Hardware. Please respect our designs .Thank you.



# LIZARD DOOR AND CABINET PULLS



1



2



3



4



5



6

1. Passage Way Lever (left shown) on 3" W x 7" H (76 x 178mm) Bark Back Plate
2. Passage Way Lever Top View (left shown)
3. Passage Way Knob on 3" Dia. (76mm) Bark Rose

4. Single or Double Cylinder Lock with 3" Dia. (76mm) Bark Rose
5. Single Cylinder Turn Piece on 3" Dia. (76mm) Bark Rose
6. Single Cylinder Turn Piece Side View

The designs shown here are the original designs of Martin Pierce and are protected by copyright© 1993-2022 These designs are part of the trade mark and trade dress of Martin Pierce and Martin Pierce Hardware. Please respect our designs .Thank you.

# LIZARD DOOR HARDWARE



Lizard:

1. Heroic Door Pull (right shown) 5 1/2"W x 18 1/2"H (140 x 470mm)
2. Single Cylinder & Butterfly Thumb Piece on 4"W x 10"H (102 x 254mm) Stone Back Plate - Exterior



Lizard:

3. Beetle Turn Piece on 4"W x 10"H (102 x 254mm) Stone Back Plate - Interior



of

The designs shown here are the original designs of Martin Pierce and are protected by copyright© 1993-2022. These designs are part of the trade mark and trade dress of Martin Pierce and Martin Pierce Hardware. Please respect our designs. Thank you.



# LIZARD DOOR AND CABINET PULLS



Lizard:




1. Iguana Door Pull, pair shown - each one 7 1/2"W x 17"H. (191 x 95 x 432mm) Limited Edition of 50.
2. Gecko Cabinet Pull - 6"W x 2 1/4"H (152 x 57mm)
3. Lizard Cabinet Pull - 4"W x 1"H (102 x 25mm)

The designs shown here are the original designs of Martin Pierce and are protected by copyright© 1993-2022. These designs are part of the trade mark and trade dress of Martin Pierce and Martin Pierce Hardware. Please respect our designs. Thank you.

# LIZARD

CALL FOR QUANTITY  
CONTRACT PRICING

## ENTRY WAY DOOR HARDWARE

		Product Code	Retail Price (\$)
	<p><b>SINGLE CYLINDER THUMB PIECE ENTRY WAY LOCK SET</b></p> <p><b>Exterior Side</b>                      Heroic Door Pull 5 1/2"W x 3"D x 18 1/2"H (140 x 76 x 470mm) (right only)                      Cylinder Stone Back Plate with Cover 4"W x 1"D x 10"H (102 x 25 x 254mm)                      Butterfly Thumb Piece 1 3/4"W x 1 1/4"D x 1 1/2"H (44 x 32 x 38mm)</p> <p><b>Interior Side</b>                      Heroic Door Pull 5 1/2"W x 3"D x 18 1/2"H (140 x 76 x 470mm) (right only)                      Cylinder Stone Back Plate 4"W x 1"D x 10"H (102 x 25 x 254mm)                      Butterfly Thumb Piece 1 3/4"W x 1 1/4"D x 1 1/2"H (44 x 32 x 38mm)                      Beetle Turn Piece 3/4"W x 1"D x 1 1/2"H (19 x 25 x 38mm) (beetle)</p> <p><b>Lock included</b>                      Includes Keyed Cylinder but not mortise lock                      We recommend Accurate Mortise Lock. This trim will require a 3 3/4" (95mm) backset, call for current price.</p>		
	<p>Bronze - Polished, Light Antique, Dark Antique                      Bronze - Brown, Blue Green, Maroon, Amber, Green</p>	ETS241B ETS241R	7,859 8,068
	<p><b>SINGLE CYLINDER THUMB PIECE &amp; LEVER ENTRY WAY LOCK SET</b></p> <p><b>Exterior Side</b>                      Heroic Door Pull 5 1/2"W x 3"D x 18 1/2"H (140 x 76 x 470mm) (right only)                      Cylinder Stone Back Plate with Cover 4"W x 1"D x 10"H (102 x 25 x 254mm)                      Butterfly Thumb Piece 1 3/4"W x 1 1/4"D x 1 1/2"H (44 x 32 x 38mm)</p> <p><b>Interior Side</b>                      Bark Back Plate 3"W x 3/8" x 11"H (76 x 10 x 279mm)                      Left or Right Lever 5 1/2"W x 3"D x 1 1/2"H (140 x 76 x 38mm)                      Bark Turn Piece 3/4"W x 1 1/4"D x 1"H (19 x 32 x 25mm)                      2 Bark medallions 1 3/4"W x 1/4"D x 2 1/4"H (44 x 6 x 57mm)</p> <p><b>Lock included</b>                      Includes Keyed Cylinder but not mortise lock                      We recommend Accurate Mortise Lock. This trim will require a 3 3/4" (95mm) backset, call for current price.</p>		
	<p>Bronze - Polished, Light Antique, Dark Antique                      Bronze - Brown, Blue Green, Maroon, Amber, Green</p>	ETLS354B ETLS354R	4,194 4,365
	<p><b>SINGLE CYLINDER LEVER ENTRY WAY LOCK SET</b></p> <p><b>Exterior Side</b>                      Bark Back Plate 3"W x 3/8"D x 11"H (76 x 10 x 279mm)                      Left or Right Lever 5 1/2"W x 3"D x 1 1/2"H (140 x 76 x 38mm)</p> <p><b>Interior Side</b>                      Bark Back Plate 3"W x 3/8"D x 11"H (76 x 10 x 279mm)                      Left or Right Lever 5 1/2"W x 3"D x 1 1/2"H (140 x 76 x 38mm)                      Bark Turn Piece 3/4"W x 1 1/4"D x 1"H (19 x 32 x 25mm)</p> <p><b>Locks Included</b>                      Includes Keyed Cylinder but not mortise lock                      We recommend Accurate Mortise Lock. Please call for current price.</p>		
	<p>Bronze - Polished, Light Antique, Dark Antique                      Bronze - Brown, Blue Green, Maroon, Amber, Green</p>	ELLS577B ELLS577R	1,344 1,476

Ordering information is given at the end of this document including patina color codes and the finishes of strike and face plates. When ordering please specify backset, thickness of door and whether door is left or right handed.



# LIZARD

CALL FOR QUANTITY  
CONTRACT PRICING

## ENTRY WAY DOOR HARDWARE



		Product Code	Retail Price (\$)
	<p><b>SINGLE CYLINDER KNOB ENTRY WAY LOCK SET</b></p> <p><b>Exterior Side</b> Bark Back Plate 3"W x 3/8"D x 11"H (76 x 10 x 279mm) Knob 2 1/2"Dia. x 2 1/2"D (64 x 64mm)</p> <p><b>Interior Side</b> Bark Back Plate 3"W x 3/8"D x 11"H (76 x 10 x 279mm) Knob 2 1/2"Dia. x 2 1/2"D (64 x 64mm) Bark Turn Piece 3/4"W x 1 1/4"D x 1"H (19 x 32 x 25mm)</p> <p><b>Locks Included</b> Includes Keyed Cylinder but not mortise lock We recommend Accurate Mortise Lock. Please call for current price.</p>		
	<p>Bronze - Polished, Light Antique, Dark Antique Bronze - Brown, Blue Green, Maroon, Amber, Green</p>	EKS327B EKS327R	1,201 1,317
	<p><b>MULTI POINT SINGLE PROFILE CYLINDER LEVER ENTRY WAY LOCK SET</b></p> <p><b>Exterior Side</b> Bark Back Plate 2 1/4"W x 3/8"D x 10 1/2"H (57 x 10 x 267mm) Left or Right Lever 5 1/2"W x 3"D x 1 1/2"H (140 x 76 x 38mm)</p> <p><b>Interior Side</b> Bark Back Plate 2 1/4"W x 3/8"D x 10 1/2"H (57 x 10 x 267mm) Left or Right Lever 5 1/2"W x 3"D x 1 1/2"H (140 x 76 x 38mm)</p> <p><b>Suggested Lock</b> Price does not include lock. Shown with a single profile cylinder and multi point lock. Our trim is compatible with most multipoint hardware.</p>		
	<p>Bronze - Polished, Light Antique, Dark Antique Bronze - Brown, Blue Green, Maroon, Amber, Green</p>	EMLS951B EMLS951R	1,073 1,199
	<p><b>SINGLE CYLINDER HEROIC PULL WITH ROLLER LATCH ENTRY WAY LOCK SET</b></p> <p><b>Exterior Side</b> Heroic Door Pull Left 5 1/2"W x 3"D x 20"H (140 x 76 x 508mm) or Right 5 1/2"W x 3"D x 20"H (140 x 76 x 508mm) Cylinder Stone Back Plate and Cover 4"W x 1"D x 10"H (102 x 25 x 254mm)</p> <p><b>Interior Side</b> Heroic Door Pull Left 5 1/2"W x 3"D x 20"H (140 x 76 x 508mm) or Right 5 1/2"W x 3"D x 18 1/2"H (140 x 76 x 470mm) Cylinder Stone Back Plate 4"W x 1"D x 10"H (102 x 25 x 254mm) Beetle Turn Piece 3/4"W x 1"D x 1 1/2"H (19 x 25 x 38mm) (beetle)</p> <p><b>Locks Included</b> Mortise Roller Latch Keyed Cylinder</p>		
	<p>Bronze - Polished, Light Antique, Dark Antique Bronze - Brown, Blue Green, Maroon, Amber, Green</p>	EHRS654B EHRS654R	7,572 7,781

Ordering information is given at the end of this document including patina color codes and the finishes of strike and face plates. When ordering please specify backset, thickness of door and whether door is left or right handed.

# LIZARD

## ENTRY WAY DOOR HARDWARE

CALL FOR QUANTITY  
CONTRACT PRICING

	Product Code	Retail Price (\$)
	<p><b>SINGLE CYLINDER DEADBOLT AND TURN PIECE ENTRY WAY LOCK SET</b></p> <p><b>Exterior Side</b> Cylinder Stone Back Plate and Cover 4"W x 1"D x 10"H (102 x 25 x 254mm)</p> <p><b>Interior Side</b> Cylinder Stone Back Plate 4"W x 1"D x 10"H (102 x 25 x 254mm) Beetle Turn Piece ¾"W x 1"D x 1 ½"H (19 x 25 x 38mm) (beetle)</p> <p><b>Locks Included</b> Keyed Cylinder Deadbolt</p>	
	<p>Bronze - Polished, Light Antique, Dark Antique Bronze - Brown, Blue Green, Maroon, Amber, Green</p>	<p>EDS570B 822 EDS570R 899</p>
	<p><b>HEROIC DOOR PULL</b></p> <p>Left 5 ½"W x 3"D x 20"H (140 x 76 x 508mm) Right 5 ½"W x 3"D x 18 ½"H (140 x 76 x 470mm)</p>	
	<p><b>Left:</b> Bronze - Polished, Light Antique, Dark Antique Bronze - Brown, Blue Green, Maroon, Amber, Green</p>	<p>DR8500B 2,833 DR8500R 2,905</p>
	<p><b>Right:</b> Bronze - Polished, Light Antique, Dark Antique Bronze - Brown, Blue Green, Maroon, Amber, Green</p>	<p>DR8933B 2,833 DR8933R 2,905</p>

Ordering information is given at the end of this document including patina color codes and the finishes of strike and face plates. When ordering please specify backset, thickness of door and whether door is left or right handed.



# LIZARD

## ENTRY WAY DOOR HARDWARE

CALL FOR QUANTITY  
CONTRACT PRICING

		Product Code	Retail Price (\$)
	<b>SINGLE CYLINDER ROSE DEADBOLT AND TURN PIECE ENTRY WAY LOCK SET</b> <b>Exterior Side</b> Bark Rose for Keyed Cylinder 3"Dia. x 3/8"D (76 x 10mm) <b>Interior Side</b> Bark Rose for Turn Piece 3"Dia. x 3/8"D (76 x 10mm) Bark Turn Piece 3/4"W x 1 1/4"D x 1"H (19 x 32 x 25mm) <b>Lock Included</b> Keyed Cylinder with Deadbolt		
	Bronze - Polished, Light Antique, Dark Antique Bronze - Brown, Blue Green, Maroon, Amber, Green	EDS559B EDS559R	458 488
	<b>SINGLE CYLINDER DEADBOLT &amp; KNOB ENTRY WAY LOCK SET</b> <b>Exterior Side</b> Knob 2 1/2"Dia. x 2 1/2"D (64 x 64mm) Bark Rose for Knob 3"Dia. x 3/8"D (76 x 10mm) Bark Rose for Keyed Cylinder 3"Dia. x 3/8"D (76 x 10mm) <b>Interior Side</b> Knob 2 1/2"Dia. x 2 1/2"D (64 x 64mm) Bark Rose for Knob 3"Dia. x 3/8"D (76 x 10mm) Bark Rose for Turn Piece 3"Dia. x 3/8"D (76 x 10mm) Bark Turn Piece 3/4"W x 1 1/4"D x 1"H (19 x 32 x 25mm) <b>Lock Included</b> Keyed Cylinder with Deadbolt Tubular Latch		
	Bronze - Polished, Light Antique, Dark Antique Bronze - Brown, Blue Green, Maroon, Amber, Green	EDKS121B EDKS121R	1,273 1,389
	<b>SINGLE CYLINDER DEADBOLT &amp; LEVER ENTRY WAY LOCK SET</b> <b>Exterior Side</b> Bark Back Plate 3"W x 3/8"D x 7"H (76 x 10 x 178mm) Left or Right Lever 5 1/2"W x 3"D x 1 1/2"H (140 x 76 x 38mm) Bark Rose for Keyed Cylinder 3"Dia. x 3/8"D (76 x 10mm) <b>Interior Side</b> Bark Back Plate 3"W x 3/8"D x 7"H (76 x 10 x 178mm) Left or Right Lever 5 1/2"W x 3"D x 1 1/2"H (140 x 76 x 38mm) Bark Turn Piece 3/4"W x 1 1/4"D x 1"H (19 x 32 x 25mm) Bark Rose for Turn Piece 3"Dia. x 3/8"D (76 x 10mm) <b>Lock Included</b> Keyed Cylinder with Deadbolt Tubular Latch		
	Bronze - Polished, Light Antique, Dark Antique Bronze - Brown, Blue Green, Maroon, Amber, Green	EDLS333B EDLS333R	1,471 1,617

Ordering information is given at the end of this document including patina color codes and the finishes of strike and face plates. When ordering please specify backset, thickness of door and whether door is left or right handed.

CALL FOR QUANTITY  
CONTRACT PRICING

## PRIVACY & PASSAGE WAY DOOR HARDWARE

		Product Code	Retail Price (\$)
	<p><b>PRIVACY LEVER LOCK SET</b></p> <p><b>Exterior Side</b> Bark Back Plate 3"W x 3/8"D x 11"H (76 x 10 x 279mm) Left or Right Lever 5 1/2"W x 3"D x 1 1/2"H (140 x 76 x 38mm) Emergency release trim</p> <p><b>Interior Side</b> Bark Back Plate 3"W x 3/8"D x 11"H (76 x 10 x 279mm) Left or Right Lever 5 1/2"W x 3"D x 1 1/2"H (140 x 76 x 38mm) Bark Turn Piece 3/4"W x 1 1/4"D x 1"H (19 x 32 x 25mm)</p> <p><b>Lock</b> We recommend Accurate Privacy Mortise. Please call for current price.</p>		
	<p>Bronze - Polished, Light Antique, Dark Antique Bronze - Brown, Blue Green, Maroon, Amber, Green</p>	<p>PRLS187B PRLS187R</p>	<p>1,280 1,412</p>
	<p><b>PRIVACY KNOB LOCK SET</b></p> <p><b>Exterior Side</b> Bark Back Plate 3"W x 3/8"D x 11"H (76 x 10 x 279mm) Knob 2 1/2"Dia. x 2 1/2"D (64 x 64mm) Emergency release trim</p> <p><b>Interior Side</b> Bark Back Plate 3"W x 3/8"D x 11"H (76 x 10 x 279mm) Knob 2 1/2"Dia. x 2 1/2"D (64 x 64mm) Bark Turn Piece 3/4"W x 1 1/4"D x 1"H (19 x 32 x 25mm)</p> <p><b>Lock</b> We recommend Accurate Privacy Mortise. Please call for current price.</p>		
	<p>Bronze - Polished, Light Antique, Dark Antique Bronze - Brown, Blue Green, Maroon, Amber, Green</p>	<p>PRKS894B PRKS894R</p>	<p>1,137 1,253</p>
	<p><b>PRIVACY DEADBOLT SET</b></p> <p><b>Exterior Side</b> 1 Emergency release trim</p> <p><b>Interior Side</b> 1 Bark Rose 3"Dia. x 3/8"D (76 x 10mm) 1 Bark Turn Piece 3/4"W x 1 1/4"D x 1"H (19 x 32 x 25mm)</p> <p><b>Locks Included</b> Deadbolt Emergency Release Key</p>		
	<p>Bronze - Polished, Light Antique, Dark Antique Bronze - Brown, Blue Green, Maroon, Amber, Green</p>	<p>PDS23B PDS23R</p>	<p>318 335</p>




Ordering information is given at the end of this document including patina color codes and the finishes of strike and face plates. When ordering please specify backset, thickness of door and whether door is left or right handed.



# LIZARD

CALL FOR QUANTITY  
CONTRACT PRICING

## PRIVACY & PASSAGE WAY DOOR HARDWARE




		Product Code	Retail Price (\$)
	<b>PASSAGE WAY LEVER SET</b> <b>Exterior/Interior</b> 2 Bark Back Plates 3"W x 3/8"D x 7"H (76 x 10 x 178mm) Left and Right Lever 5 1/2"W x 3"D x 1 1/2"H (140 x 76 x 38mm) <b>Lock Included</b> Tubular Latch (Privacy Tubular available)		
	Bronze - Polished, Light Antique, Dark Antique Bronze - Brown, Blue Green, Maroon, Amber, Green	PLS241B PLS241R	1,013 1,129
	<b>PASSAGE WAY KNOB SET</b> <b>Exterior/Interior</b> 2 Roses 3"Dia. x 3/8"D (76 x 10mm) 2 Knobs 2 1/2"Dia. x 2 1/2"D (64 x 64mm) <b>Lock Included</b> Tubular Latch (Privacy Tubular available)		
	Bronze - Polished, Light Antique, Dark Antique Bronze - Brown, Blue Green, Maroon, Amber, Green	PKS419B PKS419R	815 901
	<b>IGUANA DOOR PULL</b> (Pair shown) Each one 7 1/2"W x 3 3/4"D x 17"H (191 x 95 x 432mm) Limited Edition of 50.		
	Bronze - Polished, Light Antique, Dark Antique Bronze - Brown, Blue Green, Maroon, Amber, Green	DR2222B DR2222R	2,600 2,800

Ordering information is given at the end of this document including patina color codes and the finishes of strike and face plates. When ordering please specify backset, thickness of door and whether door is left or right handed.

# LIZARD

CALL FOR QUANTITY  
CONTRACT PRICING

## DUMMY DOOR HARDWARE – NON-OPERATIONAL

		Product Code	Retail Price (\$)
	<b>ENTRY WAY THUMB LATCH DUMMY</b> 1 Heroic Door Pull Left 5 1/2"W x 3"D x 20"H (140 x 76 x 508mm) or Right 5 1/2"W x 3"D x 18 1/2"H (140 x 76 x 470mm) 1 Cylinder Stone Back Plate 4"W x 1"D x 10"H (102 x 25 x 254mm)		
	<b>Left:</b>	Bronze - Polished, Light Antique, Dark Antique Bronze - Brown, Blue Green, Maroon, Amber, Green	DUET894B 4,224 DUET894R 4,326
	<b>Right:</b>	Bronze - Polished, Light Antique, Dark Antique Bronze - Brown, Blue Green, Maroon, Amber, Green	DUET967B 4,224 DUET967R 4,326
	<b>ENTRY WAY LEVER DUMMY</b> 1 Bark Back Plate 3"W x 3/8"D x 11"H (76 x 10 x 279mm) 1 Left or Right Lever 5 1/2"W x 3"D x 1 1/2"H (140 x 76 x 38mm)		
	<b>Left:</b>	Bronze - Polished, Light Antique, Dark Antique Bronze - Brown, Blue Green, Maroon, Amber, Green	DUEL311B 550 DUEL311R 613
	<b>Right:</b>	Bronze - Polished, Light Antique, Dark Antique Bronze - Brown, Blue Green, Maroon, Amber, Green	DUEL436B 550 DUEL436R 613
	<b>ENTRY WAY KNOB DUMMY</b> 1 Bark Back Plate 3"W x 3/8"D x 11"H (76 x 10 x 279mm) 1 Knob 2 1/2"Dia. x 2 1/2"D (64 x 64mm)		
		Bronze - Polished, Light Antique, Dark Antique Bronze - Brown, Blue Green, Maroon, Amber, Green	DUEK351B 479 DUEK351R 534





Ordering information is given at the end of this document including patina color codes and the finishes of strike and face plates. When ordering please specify backset, thickness of door and whether door is left or right handed.



# LIZARD

CALL FOR QUANTITY  
CONTRACT PRICING

## DUMMY DOOR HARDWARE – NON-OPERATIONAL

		Product Code	Retail Price (\$)
	<b>PASSAGE WAY LEVER DUMMY</b> 1 Bark Back Plate 3"W x 3/8"D x 7"H (76 x 10 x 178mm) 1 Left or Right Lever 5 1/2"W x 3"D x 1 1/2"H (140 x 76 x 38mm)		
	<b>Left:</b>	Bronze - Polished, Light Antique, Dark Antique Bronze - Brown, Blue Green, Maroon, Amber, Green	DUPL536B 484 DUPL536R 542
	<b>Right:</b>	Bronze - Polished, Light Antique, Dark Antique Bronze - Brown, Blue Green, Maroon, Amber, Green	DUPL631B 484 DUPL631R 542
	<b>PASSAGE WAY KNOB DUMMY</b> 1 Bark 3"Dia. x 3/8"D (76 x 10mm) 1 Knob 2 1/2"Dia. x 2 1/2"D (64 x 64mm)		
		Bronze - Polished, Light Antique, Dark Antique Bronze - Brown, Blue Green, Maroon, Amber, Green	DUPK327B 385 DUPK327R 428
	<b>PRIVACY LEVER DUMMY</b> 1 Bark Back Plate 3"W x 3/8"D x 11"H (76 x 10 x 279mm) 1 Left or Right Lever 5 1/2"W x 3"D x 1 1/2"H (140 x 76 x 38mm)		
	<b>Left:</b>	Bronze - Polished, Light Antique, Dark Antique Bronze - Brown, Blue Green, Maroon, Amber, Green	DURL552B 550 DURL552R 613
	<b>Right:</b>	Bronze - Polished, Light Antique, Dark Antique Bronze - Brown, Blue Green, Maroon, Amber, Green	DURL603B 550 DURL603R 613
	<b>PRIVACY KNOB DUMMY</b> 1 Bark Back Plate 3"W x 3/8"D x 11"H (76 x 10 x 279mm) 1 Knob 2 1/2"Dia. x 2 1/2"D (64 x 64mm)		
		Bronze - Polished, Light Antique, Dark Antique Bronze - Brown, Blue Green, Maroon, Amber, Green	DURK222B 479 DURK222R 534

Ordering information is given at the end of this document including patina color codes and the finishes of strike and face plates. When ordering please specify backset, thickness of door and whether door is left or right handed.

# MARTIN PIERCE



November 2022

NETSUKE

# NETSUKE



Dragon Passage Way Knob on Dragon Rose



# NETSUKE



Frog Passage Way Knob on Willow Rose

# NETSUKE



Rabbit Passage Way Knob on Willow Rose

# NETSUKE



Bumble Bee Passage Way Knob on Honeycomb Rose



# NETSUKE



Lizard Passage Way Knob on Bark Rose

# NETSUKE



1



2



3



4



5

1. Frog Passage Way Knob on 3" Dia. (76mm) Willow Rose
2. Rabbit Passage Way Knob on 3" Dia. (76mm) Willow Rose

3. Dragon Passage Way Knob on 3" (76mm) Dragon Rose
4. Bumble Bee Passage Way Knob on 3" (76mm) Honeycomb Rose
5. Lizard Passage Way Knob on 3" (76mm) Bark Rose

The designs shown here are the original designs of Martin Pierce and are protected by copyright© 1993-2022 These designs are part of the trade mark and trade dress of Martin Pierce and Martin Pierce Hardware. Please respect our designs .Thank you.

## ENTRY WAY DOOR HARDWARE

		Product Code	Retail Price (\$)
	<p><b>FROG SINGLE CYLINDER DEADBOLT &amp; ENTRY WAY KNOB LOCK SET</b></p> <p><b>Exterior Side</b>                      Rose for Knob 3"Dia. x 1/2"D (76 x 13mm)                      Rose for Keyed Cylinder 3"Dia. x 1/2"D (76 x 13mm)                      Knob 2"W x 2 1/4"D x 2 3/4"H (51 x 57 x 70mm)</p> <p><b>Interior Side</b>                      Rose for Knob 3"Dia. x 1/2"D (76 x 13mm)                      Rose for Turn Piece 3"Dia. x 1/2"D (76 x 13mm)                      Knob 2"W x 2 1/4"D x 2 3/4"H (51 x 57 x 70mm)                      Turn Piece 3/4"W x 1"D x 1"H (19 x 25 x 25mm)</p> <p><b>Lock Included</b>                      Keyed Cylinder with Deadbolt                      Tubular Latch</p>		
	<p>Brnze - Polished, Light Antique, Dark Antique</p>	EDKS223B	1,273
	<p><b>RABBIT SINGLE CYLINDER DEADBOLT &amp; ENTRY WAY KNOB LOCK SET</b></p> <p><b>Exterior Side</b>                      Rose for Knob 3"Dia. x 1/2"D (76 x 13mm)                      Rose for Keyed Cylinder 3"Dia. x 1/2"D (76 x 13mm)                      Knob 1 3/4"W x 2 1/2"D x 3"H (44 x 64 x 76mm)</p> <p><b>Interior Side</b>                      Rose for Knob 3"Dia. x 1/2"D (76 x 13mm)                      Rose for Turn Piece 3"Dia. x 1/2"D (76 x 13mm)                      Knob 1 3/4"W x 2 1/2"D x 3"H (44 x 64 x 76mm)                      Turn Piece 3/4"W x 1"D x 1"H (19 x 25 x 25mm)</p> <p><b>Lock Included</b>                      Keyed Cylinder with Deadbolt                      Tubular Latch</p>		
	<p>Brnze - Polished, Light Antique, Dark Antique</p>	EDKS481B	1,273
	<p><b>BUMBLE BEE SINGLE CYLINDER DEADBOLT &amp; ENTRY WAY KNOB LOCK SET</b></p> <p><b>Exterior Side</b>                      Rose for Knob 3"Dia. x 1/2"D (76 x 13mm)                      Rose for Keyed Cylinder 3"Dia. x 1/2"D (76 x 13mm)                      Knob 1 3/4"W x 2 1/4"D x 2 3/4"H (44 x 57 x 70mm)</p> <p><b>Interior Side</b>                      Rose for Knob 3"Dia. x 1/2"D (76 x 13mm)                      Rose for Turn Piece 3"Dia. x 1/2"D (76 x 13mm)                      Knob 1 3/4"W x 2 1/4"D x 2 3/4"H (44 x 57 x 70mm)                      Turn Piece 3/4"W x 1 1/4"D x 1 1/2"H (19 x 32 x 38mm) (beetle)</p> <p><b>Lock Included</b>                      Keyed Cylinder with Deadbolt                      Tubular Latch</p>		
	<p>Brnze - Polished, Light Antique, Dark Antique</p>	EDKS662B	1,273

Ordering information is given at the end of this document including patina color codes and the finishes of strike and face plates. When ordering please specify backset, thickness of door and whether door is left or right handed.





# NETSUKE

CALL FOR QUANTITY  
CONTRACT PRICING

## PRIVACY & PASSAGE WAY DOOR HARDWARE

		Product Code	Retail Price (\$)
	<p><b>FROG PRIVACY KNOB LOCK SET</b></p> <p><b>Exterior Side</b>                      Rose for Knob 3"Dia. x 1/2"D (76 x 13mm)                      Knob 2"W x 2 1/4"D x 2 3/4"H (51 x 57 x 70mm)                      Emergency release trim</p> <p><b>Interior Side</b>                      Rose for Knob 3"Dia. x 1/2"D (76 x 13mm)                      Rose for Turn Piece 3"Dia. x 1/2"D (76 x 13mm)                      Knob 2"W x 2 1/4"D x 2 3/4"H (51 x 57 x 70mm)                      Turn Piece 3/4"W x 1 3/4"D x 1 1/2"H (19 x 44 x 38mm)</p> <p><b>Locks Included</b>                      Tubular latch and deadbolt                      Emergency release key</p>		
	Bronze - Polished, Light Antique, Dark Antique	PRKS358B	1,133
	<p><b>RABBIT PRIVACY KNOB LOCK SET</b></p> <p><b>Exterior Side</b>                      Rose for Knob 3"Dia. x 1/2"D (76 x 13mm)                      Knob 1 3/4"W x 2 1/2"D x 3"H (44 x 64 x 76mm)                      Emergency release trim</p> <p><b>Interior Side</b>                      Rose for Knob 3"Dia. x 1/2"D (76 x 13mm)                      Rose for Turn Piece 3"Dia. x 1/2"D (76 x 13mm)                      Knob 1 3/4"W x 2 1/2"D x 3"H (44 x 64 x 76mm)                      Turn Piece 3/4"W x 1"D x 1"H (19 x 25 x 25mm)</p> <p><b>Locks Included</b>                      Tubular latch and deadbolt                      Emergency release key</p>		
	Bronze - Polished, Light Antique, Dark Antique	PRKS229B	1,133
	<p><b>BUMBLE BEE PRIVACY KNOB LOCK SET</b></p> <p><b>Exterior Side</b>                      Rose for Knob 3"Dia. x 1/2"D (76 x 13mm)                      Knob 1 3/4"W x 2 1/4"D x 2 3/4"H (44 x 57 x 70mm)                      Emergency release trim</p> <p><b>Interior Side</b>                      Rose for Knob 3"Dia. x 1/2"D (76 x 13mm)                      Rose for Turn Piece 3"Dia. x 1/2"D (76 x 13mm)                      Knob 1 3/4"W x 2 1/4"D x 2 3/4"H (44 x 57 x 70mm)                      Turn Piece 3/4"W x 1 1/4"D x 1 1/2"H (19 x 32 x 38mm) (beetle)</p> <p><b>Locks Included</b>                      Tubular latch and deadbolt                      Emergency release key</p>		
	Bronze - Polished, Light Antique, Dark Antique	PRKS889B	1,133

Ordering information is given at the end of this document including patina color codes and the finishes of strike and face plates. When ordering please specify backset, thickness of door and whether door is left or right handed.

# NETSUKE

CALL FOR QUANTITY  
CONTRACT PRICING

## PRIVACY & PASSAGE WAY DOOR HARDWARE

		Product Code	Retail Price (\$)
	<p><b>LIZARD PRIVACY KNOB LOCK SET</b></p> <p><b>Exterior Side</b>                      Rose for Knob 3"Dia. x 1/2"D (76 x 13mm)                      Knob 2 1/4"W x 2 1/2"D x 2 1/2"H (44 x 64 x 64mm)                      Emergency release trim</p> <p><b>Interior Side</b>                      Rose for Knob 3"Dia. x 1/2"D (76 x 13mm)                      Rose for Turn Piece 3"Dia. x 1/2"D (76 x 13mm)                      Knob 2 1/4"W x 2 1/2"D x 2 1/2"H (44 x 64 x 64mm)                      Turn Piece 3/4"W x 1 1/4 "D x 1 1/2"H (19 x 32 x 38mm)</p> <p><b>Locks Included</b>                      Tubular latch and deadbolt                      Emergency release key</p>		
	Bronze - Polished, Light Antique, Dark Antique	PRKS331B	1,133
	<p><b>FROG PASSAGE WAY KNOB SET</b></p> <p><b>Exterior/Interior</b>                      2 Roses 3"Dia. x 1/2"D (76 x 13mm)                      2 Knobs 2"W x 2 1/4"D x 2 3/4"H (51 x 57 x 70mm)</p> <p><b>Lock Included</b>                      Tubular Latch</p>		
	Bronze - Polished, Light Antique, Dark Antique	PKS612B	815
	<p><b>RABBIT PASSAGE WAY KNOB SET</b></p> <p><b>Exterior/Interior</b>                      2 Roses 3"Dia. x 1/2"D (76 x 13mm)                      2 Knobs 1 3/4"W x 2 1/2"D x 3"H (44 x 64 x 76mm)</p> <p><b>Lock Included</b>                      Tubular Latch</p>		
	Bronze - Polished, Light Antique, Dark Antique	PKS658B	815
	<p><b>DRAGON PASSAGE WAY KNOB SET</b></p> <p><b>Exterior/Interior</b>                      2 Roses 3"Dia. x 1/2"D (76 x 13mm)                      2 Knobs 1 3/4"W x 2 1/2"D x 3"H (44 x 64 x 76mm)</p> <p><b>Lock Included</b>                      Tubular latch and deadbolt                      Emergency release key</p>		
	Bronze - Polished, Light Antique, Dark Antique	PKS573	815

Ordering information is given at the end of this document including patina color codes and the finishes of strike and face plates. When ordering please specify backset, thickness of door and whether door is left or right handed.



# NETSUKE

## PRIVACY & PASSAGE WAY DOOR HARDWARE

CALL FOR QUANTITY  
CONTRACT PRICING

		Product Code	Retail Price (\$)
	<p><b>BUMBLE BEE PASSAGE WAY KNOB SET</b>  <b>Exterior/Interior</b>                      2 Roses 3"Dia. x 1/2"D (76 x 13mm)                      2 Knobs 1 3/4"W x 2 1/4"D x 2 3/4"H (44 x 57 x 70mm)</p> <p><b>Lock Included</b>                      Tubular Latch                      (Privacy Tubular available)</p>		
	Bronze - Polished, Light Antique, Dark Antique	PKS672B	815
	<p><b>LIZARD PASSAGE WAY KNOB SET</b>  <b>Exterior/Interior</b>                      2 Roses 3"Dia. x 1/2"D (76 x 13mm)                      2 Knobs 2 1/4"W x 2 1/2"D x 2 1/2"H (44 x 64 x 64mm)</p> <p><b>Lock Included</b>                      Tubular Latch                      (Privacy Tubular available)</p>		
	Bronze - Polished, Light Antique, Dark Antique	PKS419B	815
	<p><b>DRAGON PRIVACY KNOB LOCK SET</b>  <b>Exterior Side</b>                      Rose for Knob 3"Dia. x 1/2"D (76 x 13mm)                      Knob 2 1/4"W x 2 1/2"D x 2 1/2"H (44 x 64 x 64mm)                      Emergency release trim</p> <p><b>Interior Side</b>                      Rose for Knob 3"Dia. x 1/2"D (76 x 13mm)                      Rose for Turn Piece 3"Dia. x 1/2"D (76 x 13mm)                      Knob 2 1/4"W x 2 1/2"D x 2 1/2"H (44 x 64 x 64mm)                      Turn Piece 3/4"W x 1 1/4 "D x 1 1/2"H (19 x 32 x 38mm)</p> <p><b>Lock Included</b>                      Tubular latch push-pin</p>		
	Bronze - Polished, Light Antique, Dark Antique	PRKS732B	1133
	<p><b>DRAGON DUMMY</b>                      1 Rose 3"Dia. x 1/2"D (76 x 13mm)                      1 Knob 2"W x 2 1/4"D x 2 3/4"H (51 x 57 x 70mm)</p>		
	Bronze - Polished, Light Antique, Dark Antique	DUPK333B	385

Ordering information is given at the end of this document including patina color codes and the finishes of strike and face plates. When ordering please specify backset, thickness of door and whether door is left or right handed.

# NETSUKE

CALL FOR QUANTITY  
CONTRACT PRICING

## DUMMY DOOR HARDWARE – NON-OPERATIONAL

		Product Code	Retail Price (\$)
	<b>FROG DUMMY</b> 1 Rose 3"Dia. x 1/2"D (76 x 13mm) 1 Knob 2"W x 2 1/4"D x 2 3/4"H (51 x 57 x 70mm)		
	Bronze - Polished, Light Antique, Dark Antique	DUPK222B	385
	<b>RABBIT DUMMY</b> 1 Rose 3"Dia. x 1/2"D (76 x 13mm) 1 Knob 1 3/4"W x 2 1/2"D x 3"H (44 x 64 x 76mm)		
	Bronze - Polished, Light Antique, Dark Antique	DUPK334B	385
	<b>BUMBLE BEE DUMMY</b> 1 Rose 3"Dia. x 1/2"D (76 x 13mm) 1 Knob 1 3/4"W x 2 1/4"D x 2 3/4"H (44 x 57 x 70mm)		
	Bronze - Polished, Light Antique, Dark Antique	DUPK325B	385
	<b>LIZARD DUMMY</b> 1 Rose 3"Dia. x 1/2"D (76 x 13mm) 1 Knob 2 1/4"W x 2 1/2"D x 2 1/2"H (44 x 64 x 64mm)		
	Bronze - Polished, Light Antique, Dark Antique	DUPK327B	385

Ordering information is given at the end of this document including patina color codes and the finishes of strike and face plates. When ordering please specify backset, thickness of door and whether door is left or right handed.

# MARTIN PIERCE

FINISHES

ORDERING

WARRANTY

SAFETY

November 2022



# FINISHES

## Oil Rubbed Bronze

This is a hand rubbed oil finish which will change over time allowing each piece to develop its own unique patina.



Polished Bronze  
Order code PB

Strike plate



Dark Antique  
Order code DA

Strike plate



Light Antique  
Order code LA

Strike plate



## Stainless Steel - Morphic and Ergo only

We offer 2 finishes polished-beaded and brushed. Through out the Ergo section of the catalogue you will see the polished- beaded finish. These pieces have both shinny and frosted or beaded areas, we typically frost the scoops and channels of an Ergo piece and leave the raised areas shinny and we make this artistic call.

We also have a new brushed steel finish which you will see on all of our Morphic pieces.



Polished-beaded  
Order code SS

Strike plate



Brushed  
Order code BS

Strike plate



# FINISHES

## Hot Patina Bronze - Custom order

These finishes are hot patinas that react uniquely with each piece so that no two items will be the same. The colors will change over time in a manner determined by the local environmental conditions. To help prolong the life of the patina the pieces are finished with a clear lacquer which may slow the color change but not stop it.



Amber Patina  
Order code AP

Strike plate



Green Patina  
Order code GP

Strike plate



Maroon Patina  
Order code MP

Strike plate



Brown Patina  
Order code BP

Strike plate



Blue Green  
Order code BG

Strike plate



# HOW TO ORDER

With the many options offered by our range and the variety of possible door configurations it is important to identify precisely the pieces you wish to order.

## Product Code & Finishes

Our work is cast in either silicon bronze or 316 stainless steel. The contemporary collections, Morphic and Ergo can be ordered in either alloy and both alloys are rust resistant and suitable for interior or exterior use. Our other collections are cast only in bronze but some items can be nickel plated which offers a similar appearance to stainless steel.

Pieces cast in bronze are most typically finished with a light or dark patina and then are oil-rubbed. Hot patinas are a custom option for bronze and are best suited for interior applications.

Stainless steel pieces are typically finished in a satin brushed finish or in a contrasting 2-tone polished and brushed finish which is how many of the Ergo pieces are shown. Stainless steel can also be powder coated to add a touch of color and this is shown in many of the Morphic pieces.

The letter B is used to denote bronze and S is used for stainless steel. The prefix denotes type of function for examples ELS stands for entry way lever set and PLS stands for passageway lever set. The numbers following the prefix are the item code.

## Door Thickness

It is important that we know the thickness of the door as this determines the length of the spindle and screws supplied with your order. We cater for industry standards of 1 $\frac{3}{8}$ ", 1 $\frac{3}{4}$ " and 2".

## Door Backset

The backset is the distance between the edge of the door and the center of the lever, knob or lock and determine the lock or latch we include with your order. Standard backsets offered by lock manufacturers are typically 2 $\frac{3}{8}$ ", 2 $\frac{3}{4}$ ", 3". It is possible to order custom locks with backsets up to 5".

## Door Handing and Swing

Any door can be described quite correctly as either right-handed or left handed depending on which side of it one is facing. It will also swing inwards or outwards. Many of our pieces come in right and left-hand versions, use interior and exterior elements, and take locks with latches for either inward or outward swings. Not surprisingly, therefore, opportunities for ordering errors abound so please use the guidelines below!

Take your viewpoint from the outside of the door, for example outside the bathroom door or outside the entry way door.

A right-hand door has the hinges on the right, a left-hand door has the hinges on the left. A door that swings away from you is considered normal, one that swings towards you is called a Reverse Bevel.

If you are ordering a number of identical pieces use multiple order lines if they have different handing and/or swing descriptions.

Even if you are ordering for a door that has no lock or latch as with a dummy trim, we still need to know the handing of the door to determine whether we send you a right lever and back plate or left lever and back plate.

The diagram on the bottom of next page illustrates the handing and swing terminology.

## Pricing

Our prices do not include freight charges, handling charges or the cost of insuring the product during transportation to you. We reserve the right to change our prices.

## Where to Order

Please call or email us.




# LOCK OPTIONS AND AVAILABLE BACKSETS

## Tubular Latch



Available backsets:  
2 3/8", 3", 4" or 5 1/8"

## Tubular Deadbolt




Available backsets:  
2 3/8", 3", 4" or 5 1/8"

## Privacy Mortise Lock and Latch



Available backsets:  
2 1/2" or 2 3/4"

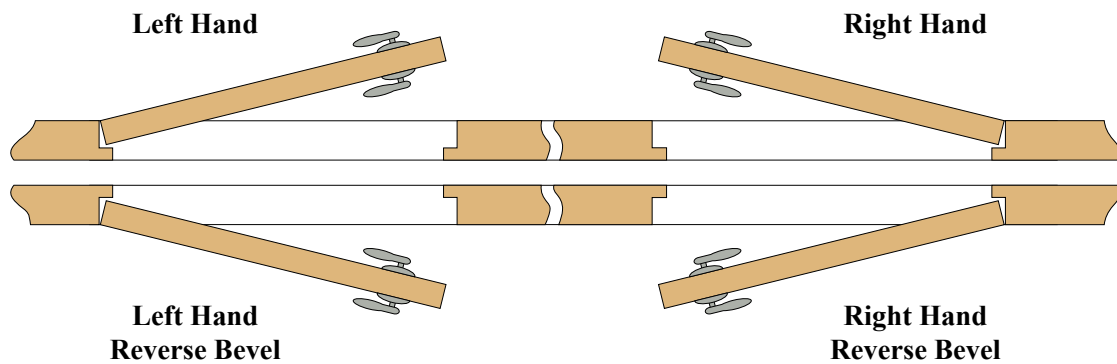
## Entry Way Mortise Lock



Available backsets:  
2 1/2", 2 3/4", 3 3/4", 5" or 6"

When ordering you will also need to specify thickness of door and handing.

# DOOR HANDING AND SWING



OUTSIDE



VIEW FROM THIS SIDE



# PRODUCT CARE

## Warranty for Door Hardware

Martin Pierce Hardware stands behind all of its bronze and stainless steel products with a lifetime guarantee on materials and workmanship. Internal mechanisms including locks, latches, fasteners supplied by Martin Pierce Hardware but manufactured by others are guaranteed for one year from the date of purchase. Finishes are not covered by this warranty, please refer to care instructions below for useful notes on cleaning bronze and steel

Martin Pierce Hardware will not assume liability for any labor charges regarding the removal or reinstallation of its products; nor will we cover any freight, postage, or handling expense related to the product. Damages caused by accident, misuse, abuse, or improper installation are not covered by this warranty

## Care and Cleaning

Bronze and steel are both naturally weather resistant requiring little maintenance and are simple to care for. Our castings are made with 85% recycled metal and are made in the USA right here in Los Angeles. Our stainless steel products are available in 304 stainless steel which has excellent corrosion resistance and upon request, in 316 stainless steel which is ideal for coastal areas as it is more resistant to corrosion from salt.

Bronze is an alloy made from copper, manganese and silicon and it will oxidize over time as it ages. Each piece will oxidize in its own way thereby creating a unique piece. The sun, wind, air, sea air and even the oils in your hand will all play their part in the way our hardware changes over time. These effects are naturally occurring and add character and maturity to each piece.

Cleaning all surfaces with a mild soap, water, and a non-abrasive cloth will help the hardware age gracefully. We recommend against the use of any cleaning agents that contain abrasives or chemicals as these may discolor or corrode the piece.

Our brushed stainless steel castings can be cleaned with a lint free or microfiber cloth and a stainless steel cleaner that should be applied in the same direction as the grain of the brushed surface. For polished surfaces the cleaner should be applied in a circular non directional pattern.

## Individuality - Truly Hand-Crafted

Our hardware is made to order and each piece is "chased" or "cleaned" by hand, as a result no two pieces are identical. This individuality makes each piece a truly unique work of art. Please read our chapter "The Process" to learn more about how we make our hardware by hand.

## Finishes, hot and cold patinas

Our hardware is available in a limited number of finishes which include some cold and hot patinas. All of these finishes will change over time giving each piece it's own unique patina. There is no lacquer, cleaner or wax that can stop this natural process.





Martin Pierce Hardware Inc.  
5433 W.Washington Blvd, Los Angeles, CA 90016  
Tel: 323 939 5929    Email: [info@martinpierce.com](mailto:info@martinpierce.com)

[www.martinpierce.com](http://www.martinpierce.com)