


MARTIN PIERCE



CABINET
KNOBS
Nov 2022





Wasp Open Winged

MORPHIC CABINET & APPLIANCE PULLS



Morphic

1. Heroic door pull - 4 1/4"W x 31"H (108 x 787mm)
2. Large Pull - 14"W x 2"H (356 x 51mm)

Morphic

3. Small Pull - 7 3/4"W x 1 1/2"H (19 x 25 x 38mm)
4. Round Pull - 1 3/8" Dia. x 2"D (35 x 51mm)

The designs shown here are the original designs of Martin Pierce and are protected by copyright© 1993-2022 These designs are part of the trade mark and trade dress Martin of Pierce and Martin Pierce Hardware. Please respect our designs . Thank you.

ERGO CABINET & APPLIANCE PULLS



Ergo:

1. Heroic Door Pull (right shown) - 5 1/2"W x 18 1/2"H (140 x 470mm)
2. Round Cabinet Pull - 1" Dia. (25mm)
3. Oval Cabinet Pull - 3"W x 1"H (76 x 25mm)
4. Epic Wave Cabinet Pull - 6"W x 1"H (152 x 38mm)

Ergo:

5. Large Wave Cabinet Pull - 3"W x 1"H (76 x 25mm)
6. Small Wave Cabinet Pull - 2"W x 3/4"H (51 x 19mm)
7. Conical Cabinet Pull - 1 1/4"W x 2"H (32 x 51mm)
8. 1"W x 12"H Cabinet Pull (25 x 44 x 305mm)

The designs shown here are the original designs of Martin Pierce and are protected by copyright© 1995-2022 These designs are part of the trade mark and trade dress Martin Pierce and Martin Pierce Hardware. Please respect our designs . Thank you.

HEDGEROW CABINET & APPLIANCE PULLS



Hedgerow:

1. Heroic Door Pull (left shown) - 5 1/2"W x 19"H (140 x 483mm)
2. Tree Dor or Cabinet Pull (left shown) - 2 3/4"W x 8 1/2"H (70 x 216mm)
3. Tree Door or Cabinet Pull (right shown) - 2 3/4"W x 8 1/2"H (70 x 216mm)

Hedgerow:

4. Branch Cabinet Pull - 5"W x 3/4"H (127 x 19mm)
5. Half Round Cabinet Pull - 1 1/4"W x 1 3/4"H (44 x 44mm)
6. Round Cabinet Pull - 1 3/4" Dia. (44mm)

The designs shown here are the original designs of Martin Pierce and are protected by copyright© 1993-2022 These designs are part of the trade mark and trade dress Martin of Pierce and Martin Pierce Hardware. Please respect our designs. Thank you

WILLOW CABINET & APPLIANCE PULLS



Willow:


1. Appliance Pull - 4"W x 19"H (102 x 57 x 483mm)
2. Sprig Door or Cabinet Pull (left shown) - 1 1/4"W x 8 1/2"H (32 x 216mm)
3. Sprig Door or Cabinet Pull (right shown) - 1 1/4"W x 8 1/2"H (32x216mm)

Willow:

4. Round Cabinet Pull - 1 3/4" Dia. (44mm)
5. Large Cabinet Pull - 9 1/2"W x 3"H (241 x 76mm)
6. Leaf Cabinet Pull - 5"W x 1"H (127 x 25mm)

The designs shown here are the original designs of Martin Pierce and are protected by copyright© 1993-2022 These designs are part of the trade mark and trade dress Martin Pierce and Martin Pierce Hardware. Please respect our designs .Thank you.

FLORA CABINET PULLS

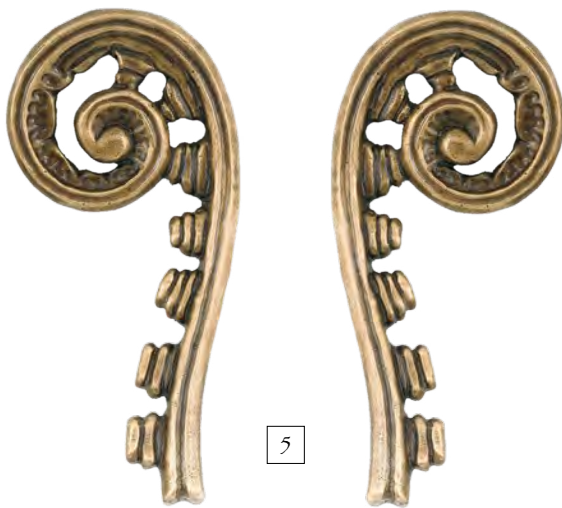


1

2

4

3



5

6



7

Flora Cabinet Pulls:

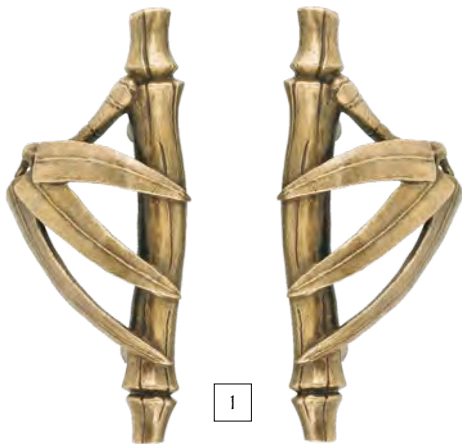
1. Sycamore Leaf Cabinet Pull (left shown) - 2 1/4" x 4 1/4" (57 x 108mm)
2. Oak Leaf Cabinet Pull - 1 1/2" x 1" (38 x 25mm)
3. Pear Leaf Cabinet Pull - 1 1/2" x 1 1/4" (38 x 32mm)
4. Sycamore Leaf Cabinet Pull (right shown) - 2 1/4" x 4 1/4" (57 x 108mm)

Flora Cabinet Pulls:

5. Fiddlehead Large Cabinet Pull (left & right) - 2" x 4 1/4" (51 x 108mm)
6. Fiddlehead Small Cabinet Pull (left & right) - 3 1/4" x 1 1/4" (83 x 38mm)
7. Daisy Flower Pull - 1 1/2" Dia. x 1" D (38 x 25mm)

The designs shown here are the original designs of Martin Pierce and are protected by copyright© 1993-2022 These designs are part of the trade mark and trade dress Martin of Pierce and Martin Pierce Hardware. Please respect our designs. Thank you

FLORA CABINET PULLS



1



2



3




4



5



6



7

Flora Cabinet Pulls:

1. Bamboo Leaf Cabinet Pull (left & right) - 1 3/4" x 3 3/4" (44 x 95mm)
2. Trumpet Flower Cabinet Pull - 2 3/4" x 2" (70 x 51mm)
3. Button Mushroom Cabinet Pull - 2 3/4" x 1 1/2" (70 x 38mm)
4. Bamboo Stem Cabinet Pull - 2 1/4" x 1 1/2" (57 x 13mm)

Flora Cabinet Pulls:

5. Mushroom Cabinet Pull (left & right) - 2 1/2" x 4 1/2" (64 x 114mm)
6. Orchid Knob, pair shown - each 2 1/4" W x 2" H (57 x 51mm)
7. Orchid Stem Cabinet Pull - 7 3/4" W x 2" H (197 x 51mm)

The designs shown here are the original designs of Martin Pierce and are protected by copyright© 1993-2022 These designs are part of the trade mark and trade dress Martin Pierce and Martin Pierce Hardware. Please respect our designs. Thank you.

CONTEMPORARY CABINET & APPLIANCE PULLS




1




2



3



4



5



6



7

Contemporary Cabinet & Appliance Pulls:

1. Large Rectangular Chiseled Cabinet or Door Pull - 6" x 1" (25 x 152mm)
2. Large Square Chiseled Cabinet Pull - 1 3/4" x 1 1/8" (44 x 29mm)
3. Large Round Chiseled Cabinet Pull - 1 1/4" (32mm)

Contemporary Cabinet & Appliance Pulls:

4. Epic Wave Cabinet Pull - 6"W x 1"H (152 x 38mm)
5. Large Wave Cabinet Pull - 3" x 1" (76 x 25mm)
6. Small Wave Cabinet Pull - 2" x 3/4" (51 x 19mm)
7. Ergo 12" Pull 1"W x 1 3/4"D x 12"H (25 x 44 x 305mm)

The designs shown here are the original designs of Martin Pierce and are protected by copyright© 1993-2022 These designs are part of the trade mark and trade dress Martin of Pierce and Martin Pierce Hardware. Please respect our designs. Thank you

ANIMAL & INSECT CABINET PULLS



1



2



3



5



4



6

Animal & Insect Cabinet Pulls:

1. Gecko Cabinet Pull - 6" x 2 1/4" (152 x 57mm)
2. Lizard Cabinet Pull - 4" x 1" (102 x 25mm)
3. Frog Cabinet Pull (left & right) - 2 1/2" x 2 1/2" (64 x 64mm)

Animal & Insect Cabinet Pulls:

4. Moth Cabinet Pull - 3 1/4" x 2" (83 x 51mm)
5. Dragonfly Cabinet Pull - 2 1/2" x 3" (89 x 76mm)
6. Large Butterfly Cabinet Pull - 4 1/4" x 1 1/2" (108 x 38mm)

The designs shown here are the original designs of Martin Pierce and are protected by copyright© 1995-2022 These designs are part of the trade mark and trade dress Martin Pierce and Martin Pierce Hardware. Please respect our designs. Thank you.

ANIMAL & INSECT CABINET PULLS



1



2



3



4



6



5

Animal & Insect Cabinet Pulls:

1. Large Scarab Cabinet Pull - 2 1/2" x 3 1/4" (64 x 95mm)
2. Bat Cabinet Pull (left & right) - 3" x 4" (76 x 102mm)
3. Small Scarab Cabinet Pull - 1 3/4" x 2 3/4" (44 x 70mm)

Animal & Insect Cabinet Pulls:

4. Small Butterfly Cabinet Pull - 1 1/2" x 1 1/4" (38 x 32mm)
5. Wasp Open Winged Cabinet Pull - 2 1/2" x 1 1/4" (64 x 32mm)
6. Wasp Close Winged Cabinet Pull - 3/4" x 1 1/2" (19 x 38mm)

The designs shown here are the original designs of Martin Pierce and are protected by copyright© 1993-2022 These designs are part of the trade mark and trade dress Martin of Pierce and Martin Pierce Hardware. Please respect our designs. Thank you

BIRD CABINET PULLS




1



2



4







3

1. Hawaiian Bird Cabinet Pull - 6"W x 2"H (152 x 51mm)
2. Hawaiian Bird Cabinet Knob - 2 1/4"W x 2 1/4"H (57 x 57mm)
3. Swallow Cabinet Pull - 4 3/4" x 3 1/2" (121 x 89mm)
4. Hawaiian Abstract Bird - 2 3/4"W x 12" H (70 x 304mm)

The designs shown here are the original designs of Martin Pierce and are protected by copyright© 1995-2022. These designs are part of the trade mark and trade dress Martin Pierce and Martin Pierce Hardware. Please respect our designs. Thank you.

CABINET AND APPLIANCE PULLS





MORPHIC

		Product Code	Retail Price (\$)
	MORPHIC HEROIC PULL 4 1/4"W x 4 1/2"D x 31"H (108 x 114 x 787mm)		
		Bronze - Polished, Light Antique, Dark Antique Stainless Steel - Brushed, Polished	DR8250B 3,050 DR8250S 3,587
	MORPHIC SMALL PULL 7 3/4"W x 1"D x 1 1/2"H (19 x 25 x 38mm)		
		Bronze - Polished, Light Antique, Dark Antique Stainless Steel - Brushed, Polished	820B 180 820S 180
	MORPHIC LARGE PULL 14"W x 1 1/2"D x 2"H (356 x 38 x 51mm)		
		Bronze - Polished, Light Antique, Dark Antique Stainless Steel - Brushed, Polished	830B 320 830S 360
	Morpich Corner Pull <i>Left</i> 3 1/2"W x 1"D x 3 1/2"H (89 x25 x 89mm) Morpich Finger Pull <i>Right</i> 2 1/2" x 1"D x 1(64 x25x 25mm) Morpich Round Pull <i>Center</i> 1 3/8"W x 1 3/8"D x 2 18"H (35 x 35x51mm)		
	CORNER	Bronze - Polished, Light Antique, Dark Antique Stainless Steel - Brushed, Polished	7450B 124 7450S 124
	FINGER	Bronze - Polished, Light Antique, Dark Antique Stainless Steel - Brushed, Polished	810B 64 810S 64
	ROUND	Bronze - Polished, Light Antique, Dark Antique Stainless Steel - Brushed, Polished	5678B 68 5678S 68

Patina color codes are shown at end of document




CABINET AND APPLIANCE PULLS

ERGO

		Product Code	Retail Price (\$)
	ERGO SMALL WAVE PULL 2"W x 5/8"D x 3/4"H (51 x 16 x 19mm)		
	Bronze - Polished, Light Antique, Dark Antique Stainless Steel - Brushed, Polished	600B 600S	64 64
	ERGO MEDIUM WAVE PULL 3"W x 1"D x 1"H (76 x 25 x 25mm)		
	Bronze - Polished, Light Antique, Dark Antique Stainless Steel - Brushed, Polished	700B 700S	68 68
	ERGO LARGE WAVE PULL 6"W x 1"D x 1"H (152 x 38 x 38mm)		
	Bronze - Polished, Light Antique, Dark Antique Stainless Steel - Brushed, Polished	760B 760S	135 135
	ERGO 12" PULL 1"W x 1 3/4"D x 12"H (25 x 44 x 305mm) (Can be used vertically or horizontally)		
	Bronze - Polished, Light Antique, Dark Antique Stainless Steel - Brushed, Polished	3457B 3457S	390 390

CABINET AND APPLIANCE PULLS



TEXTURED

		Product Code	Retail Price (\$)
	LARGE RECTANGULAR CHISELED PULL 1"W x 2"D x 6"H (25 x 51 x 152mm)		
	Bronze - Polished, Light Antique, Dark Antique	250B	180
	SQUARE CHISELED PULL 1 3/4"W x 3/4"D x 1 1/8"H (44 x 19 x 29mm)		
	Bronze - Polished, Light Antique, Dark Antique	150B	76
	LARGE ROUND CHISELED PULL 1 3/8"Dia. x 1 1/4"D (32 x 32mm)		
	Bronze - Polished, Light Antique, Dark Antique	190B	76

Patina color codes are shown at end of document





CABINET AND APPLIANCE PULLS

PLANT STYLES

		Product Code	Retail Price (\$)
	HEDGEROW HEROIC PULL Door Pull 5 1/2"W x 3"D x 19"H (140 x 76 x 483mm) (left shown)		
	Left: Bronze - Polished, Light Antique, Dark Antique	DR5800B	2,773
	Right: Bronze - Polished, Light Antique, Dark Antique	DR9000B	2,773
	WILLOW APPLIANCE DOOR PULL Door Pull 1 1/4"W x 2"D x 16 3/4"H (32 x 51 x 425mm)		
	Bronze - Polished, Light Antique, Dark Antique	4099B	740
Patina color codes are shown at end of document			

CABINET PULLS





PLANT STYLES

		Product Code	Retail Price (\$)
	HEDGEROW TREE PULL 2 ¾"W x 2"D x 8 ½"H (70 x 51 x 216mm)		
	Left:	Bronze - Polished, Light Antique, Dark Antique	5033B 455
	Right:	Bronze - Polished, Light Antique, Dark Antique	5287B 455
	HEDGEROW BRANCH PULL 5"W x ¾"D x ¾"H (127 x 19 x 19mm)		
		Bronze - Polished, Light Antique, Dark Antique	1900B 109
	HEDGEROW HALF ROUND PULL 1 ¼"W x 1"D x 1 ¾"H (44 x 25 x 44mm)		
		Bronze - Polished, Light Antique, Dark Antique	1800B 64
	HEDGEROW ROUND PULL 1 ¾"Dia. x 1"H (44 x 25mm)		
		Bronze - Polished, Light Antique, Dark Antique	1700B 70

Patina color codes are shown at end of document






CABINET PULLS

PLANT STYLES

		Product Code	Retail Price (\$)
	WILLOW SPRIG PULL 1 1/4"W x 2 1/4" D x 8 1/2"H (32 x 57 x 216mm)		
	Left:	Bronze - Polished, Light Antique, Dark Antique	4000B 340
	Right:	Bronze - Polished, Light Antique, Dark Antique	4050B 340
	WILLOW LEAF PULL 5"W x 3/4"D x 1"H (127 x 19 x 25mm)		
		Bronze - Polished, Light Antique, Dark Antique	2200B 114
	WILLOW ROUND PULL 1 3/4"Dia. X 1 1/4"H (44 x 32mm)		
		Bronze - Polished, Light Antique, Dark Antique	2800B 80
	WILLOW LARGE CABINET PULL 9 1/2"W x 1"D x 3"H (241 x 25 x 76mm)		
		Bronze - Polished, Light Antique, Dark Antique	2467B 270

CABINET PULLS






PLANT STYLES

		Product Code	Retail Price (\$)
	SYCAMORE LEAF PULL - LEFT 2 ¼"W x ¾"D x 4 ¼"H (57 x 19 x 108mm)		
		Bronze - Polished, Light Antique, Dark Antique Bronze - Brown, Blue Green, Maroon, Amber, Green	1450B 109 1450R 155
	SYCAMORE LEAF PULL - RIGHT 2 ¼"W x ¾"D x 4 ¼"H (57 x 19 x 108mm)		
		Bronze - Polished, Light Antique, Dark Antique Bronze - Brown, Blue Green, Maroon, Amber, Green	1470B 109 1470R 155
	OAK LEAF PULL 1 ½"W x ¾"D x 1"H (38 x 19 x 25mm)		
		Bronze - Polished, Light Antique, Dark Antique Bronze - Brown, Blue Green, Maroon, Amber, Green	2000B 49 2000R 56
	PEAR LEAF PULL 1 ½"W x ¾"D x 1 ¼"H (38 x 19 x 32mm)		
		Bronze - Polished, Light Antique, Dark Antique Bronze - Brown, Blue Green, Maroon, Amber, Green	2100B 49 2100R 56
	VINE CABINET PULL 6"W x 1 ¼"D x 3"H (152 x 32 x 76mm)		
		Bronze - Polished, Light Antique, Dark Antique	5421B 124

Patina color codes are shown at end of document






CABINET PULLS

PLANT STYLES

		Product Code	Retail Price (\$)
	FIDDLEHEAD SMALL PULL 1 1/4"W x 1"D x 3 1/4"H (83 x 25 x 38mm)		
	Left: Bronze - Polished, Light Antique, Dark Antique	1350B	76
	Right: Bronze - Polished, Light Antique, Dark Antique	1370B	76
	FIDDLEHEAD LARGE PULL 2"W x 1"D x 4 1/4"H (51 x 25 x 108mm)		
	Left: Bronze - Polished, Light Antique, Dark Antique	1250B	100
	Right: Bronze - Polished, Light Antique, Dark Antique	1270B	100
	BAMBOO LEAF PULL 1 3/4"W x 1 1/4"D x 3 3/4"H (44 x 32 x 95mm)		
	Left: Bronze - Polished, Light Antique, Dark Antique	1650B	109
	Right: Bronze - Polished, Light Antique, Dark Antique	1670B	109
	BAMBOO STEM PULL 2 1/4"W x 1"D x 1/2"H (57 x 25 x 13mm)		
	Bronze - Polished, Light Antique, Dark Antique	1600B	66
	ORCHID CABINET KNOB 2 1/4"W x 2"D x 2"H (57 x 51 x 51mm)		
	Bronze - Polished, Light Antique, Dark Antique	4329B	117

CABINET PULLS






PLANT STYLES

		Product Code	Retail Price (\$)	
	ORCHID STEM CABINET PULL 7 ¾"W x 1 ¾"D x 2"H (197 x 44 x 51mm)			
	Bronze - Polished, Light Antique, Dark Antique, Nickel Plated	3210B	330	
	TRUMPET FLOWER PULL 2 ¾"W x 1 ¼"D x 2"H (70 x 32 x 51mm)			
	Bronze - Polished, Light Antique, Dark Antique	1500B	96	
	BUTTON MUSHROOM PULL 2 ¾"W x 1"D x 1 ½"H (70 x 25 x 38mm)			
	Bronze - Polished, Light Antique, Dark Antique	1100B	70	
	MUSHROOM PULL 2 ½"W x 1 ½"D x 4 ½"H (64 x 38 x 114mm)			
	Left:	Bronze - Polished, Light Antique, Dark Antique	1050B	126
	Right:	Bronze - Polished, Light Antique, Dark Antique	1070B	126
	DAISY FLOWER PULL 1 ½"Dia x 1"D (38 x 25mm)			
	Bronze - Polished, Light Antique, Dark Antique	3210B	54	

Patina color codes are shown at end of document

CABINET PULLS






ANIMALS & INSECTS

		Product Code	Retail Price (\$)	
	GECKO PULL 6"W x 1"D x 2 ¼"H (152 x 25 x 57mm)			
	Bronze - Polished, Light Antique, Dark Antique Bronze - Brown, Blue Green, Maroon, Amber, Green	6030B 6030R	109 131	
	LIZARD PULL 4"W x 1 ½"D x 1"H (102 x 38 x 25mm)			
	Bronze - Polished, Light Antique, Dark Antique Bronze - Brown, Blue Green, Maroon, Amber, Green	6020B 6020R	113 129	
	FROG PULL 2 ½"W x 1"D x 2 ½"H (64 x 25 x 64mm)			
	Left:	Bronze - Polished, Light Antique, Dark Antique Bronze - Brown, Blue Green, Maroon, Amber, Green	6050B 6050R	117 139
	Right:	Bronze - Polished, Light Antique, Dark Antique Bronze - Brown, Blue Green, Maroon, Amber, Green	6070B 6070R	117 139
	MOTH PULL 3 ¼"W x 1 ¼"D x 2"H (83 x 32 x 51mm)			
	Bronze - Polished, Light Antique, Dark Antique Bronze - Brown, Blue Green, Maroon, Amber, Green	8050B 8050R	94 103	
	DRAGONFLY PULL 3 ½"W x 1"D x 3"H (89 x 25 x 76mm)			
	Bronze - Polished, Light Antique, Dark Antique Bronze - Brown, Blue Green, Maroon, Amber, Green	8070B 8070R	90 98	

Patina color codes are shown on at end of document

CABINET PULLS




ANIMALS & INSECTS

		Product Code	Retail Price (\$)
	LARGE BUTTERFLY PULL 4 ¼"W x 1"D x 1 ½"H (108 x 25 x 38mm)		
		Bronze - Polished, Light Antique, Dark Antique Bronze - Brown, Blue Green, Maroon, Amber, Green	8010B 106 8010R 125
	LARGE SCARAB PULL 2 ½"W x 1 ½"D x 3 ¼ "H (64 x 38 x 95mm)		
		Bronze - Polished, Light Antique, Dark Antique Bronze - Brown, Blue Green, Maroon, Amber, Green	8090B 144 8090R 162
	BAT PULL 3"W x 1 ¼"D x 4"H (76 x 32 x 102mm)		
	Left:	Bronze - Polished, Light Antique, Dark Antique	5550B 132
	Right:	Bronze - Polished, Light Antique, Dark Antique	5570B 132
	SMALL SCARAB PULL 1 ¾"W x 1 ¼"D x 2 ¾"H (44 x 32 x 70mm)		
		Bronze - Polished, Light Antique, Dark Antique Bronze - Brown, Blue Green, Maroon, Amber, Green	9010B 134 9010R 152
	SMALL BUTTERFLY PULL 1 ½"W x 1"D x 1 ¼"H (38 x 25 x 32mm)		
		Bronze - Polished, Light Antique, Dark Antique Bronze - Brown, Blue Green, Maroon, Amber, Green	7070B 68 7070R 78

Patina color codes are shown at end of document

CABINET PULLS





ANIMALS & INSECTS

		Product Code	Retail Price (\$)
	HAWAIIAN ABSTRACT BIRD PULL 2 3/4"W x 2"D x 12" H (70 x 51 x 304mm) 2 Pulls Shown		
	Bronze - Polished, Light Antique, Dark Antique	2140B	745
	HAWAIIAN BIRD CABINET PULL 6"W x 1 1/2"D x 2"H (152 x 38 x 51mm)		
	Bronze - Polished, Light Antique, Dark Antique	2136B	330
	HAWAIIAN BIRD CABINET KNOB 2 1/4"W x 1 3/4"D x 2 1/4"H (57 x 44 x 57mm)		
	Bronze - Polished, Light Antique, Dark Antique	2134B	130

Patina color codes are shown at end of document

CABINET PULLS

ANIMALS & INSECTS

		Product Code	Retail Price (\$)
	WASP OPEN WINGED PULL <i>2 1/2"W x 3/4"D x 1 1/4"H (64 x 19 x 32mm)</i>		
	Bronze - Polished, Light Antique, Dark Antique Bronze - Brown, Blue Green, Maroon, Amber, Green	7010B 7010R	64 74
	WASP CLOSED WINGED PULL <i>3/4"W x 3/4"D x 1 1/2"H (19 x 19 x 38mm)</i>		
	Bronze - Polished, Light Antique, Dark Antique Bronze - Brown, Blue Green, Maroon, Amber, Green	7050B 7050R	54 62
	SWALLOW PULL <i>4 3/4"W x 1"D x 3 1/2"H (121 x 25 x 89mm)</i>		
	Bronze - Polished, Light Antique, Dark Antique Bronze - Brown, Blue Green, Maroon, Amber, Green	6090B 6090R	102 118
	BEE Pull <i>1"W x 1 1/4"D x 1 1/4"H (25x32x32mm)</i>		
	Bronze - Polished, Light Antique, Dark Antique Bronze	4710B	70

Patina color codes are shown at end of document

MARTIN PIERCE

FINISHES

ORDERING

WARRANTY

SAFETY

November 2022

FINISHES

Oil Rubbed Bronze

This is a hand rubbed oil finish which will change over time allowing each piece to develop its own unique patina.



Polished Bronze
Order code PB

Strike plate



Dark Antique
Order code DA

Strike plate



Light Antique
Order code LA

Strike plate



Stainless Steel - Morphic and Ergo only

We offer 2 finishes polished-beaded and brushed. Through out the Ergo section of the catalogue you will see the polished- beaded finish. These pieces have both shiny and frosted or beaded areas, we typically frost the scoops and channels of an Ergo piece and leave the raised areas shiny and we make this artistic call.

We also have a new brushed steel finish which you will see on all of our Morphic pieces.



Polished-beaded
Order code SS

Strike plate



Brushed
Order code BS

Strike plate



FINISHES

Hot Patina Bronze - Custom order

These finishes are hot patinas that react uniquely with each piece so that no two items will be the same. The colors will change over time in a manner determined by the local environmental conditions. To help prolong the life of the patina the pieces are finished with a clear lacquer which may slow the color change but not stop it.



Amber Patina
Order code AP

Strike plate



Green Patina
Order code GP

Strike plate



Maroon Patina
Order code MP

Strike plate



Brown Patina
Order code BP

Strike plate



Blue Green
Order code BG

Strike plate



HOW TO ORDER

With the many options offered by our range and the variety of possible door configurations it is important to identify precisely the pieces you wish to order.

Product Code & Finishes

Our work is cast in either silicon bronze or 316 stainless steel. The contemporary collections, Morphic and Ergo can be ordered in either alloy and both alloys are rust resistant and suitable for interior or exterior use. Our other collections are cast only in bronze but some items can be nickel plated which offers a similar appearance to stainless steel.

Pieces cast in bronze are most typically finished with a light or dark patina and then are oil-rubbed. Hot patinas are a custom option for bronze and are best suited for interior applications.

Stainless steel pieces are typically finished in a satin brushed finish or in a contrasting 2-tone polished and brushed finish which is how many of the Ergo pieces are shown. Stainless steel can also be powder coated to add a touch of color and this is shown in many of the Morphic pieces.

The letter B is used to denote bronze and S is used for stainless steel. The prefix denotes type of function for examples ELS stands for entry way lever set and PLS stands for passageway lever set. The numbers following the prefix are the item code.

Door Thickness

It is important that we know the thickness of the door as this determines the length of the spindle and screws supplied with your order. We cater for industry standards of 1 $\frac{3}{8}$ ", 1 $\frac{3}{4}$ " and 2".

Door Backset

The backset is the distance between the edge of the door and the center of the lever, knob or lock and determine the lock or latch we include with your order. Standard backsets offered by lock manufacturers are typically 2 $\frac{3}{8}$ ", 2 $\frac{3}{4}$ ", 3". It is possible to order custom locks with backsets up to 5".

Door Handing and Swing

Any door can be described quite correctly as either right-handed or left handed depending on which side of it one is facing. It will also swing inwards or outwards. Many of our pieces come in right and left-hand versions, use interior and exterior elements, and take locks with latches for either inward or outward swings. Not surprisingly, therefore, opportunities for ordering errors abound so please use the guidelines below!

Take your viewpoint from the outside of the door, for example outside the bathroom door or outside the entry way door.

A right-hand door has the hinges on the right, a left-hand door has the hinges on the left. A door that swings away from you is considered normal, one that swings towards you is called a Reverse Bevel.

If you are ordering a number of identical pieces use multiple order lines if they have different handing and/or swing descriptions.

Even if you are ordering for a door that has no lock or latch as with a dummy trim, we still need to know the handing of the door to determine whether we send you a right lever and back plate or left lever and back plate.

The diagram on the bottom of next page illustrates the handing and swing terminology.

Pricing

Our prices do not include freight charges, handling charges or the cost of insuring the product during transportation to you. We reserve the right to change our prices.

Where to Order

Please call or email us.

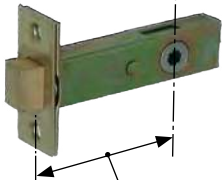
LOCK OPTIONS AND AVAILABLE BACKSETS

Tubular Latch



Available backsets:
2 3/8", 3", 4" or 5 1/8"

Tubular Deadbolt




Available backsets:
2 3/8", 3", 4" or 5 1/8"

Privacy Mortise Lock and Latch



Available backsets:
2 1/2" or 2 3/4"

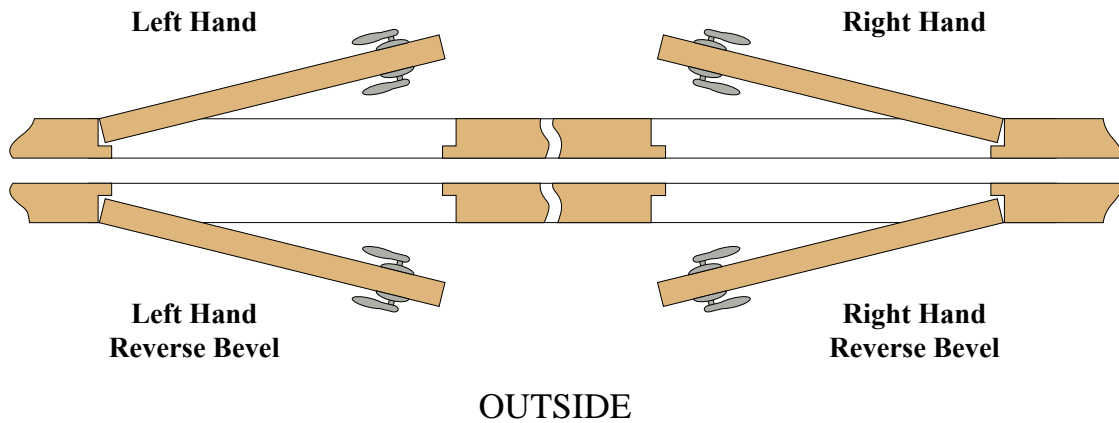
Entry Way Mortise Lock



Available backsets:
2 1/2", 2 3/4", 3 3/4", 5" or 6"

When ordering you will also need to specify thickness of door and handing.

DOOR HANDING AND SWING



VIEW FROM THIS SIDE

SAMPLE ORDER FORM

Purchase Order No.: **345**

Order Date: **January 2017**

Bill to:
AAA Architects
231 Pine Close # D.
Los Angeles, CA 90016

Tel: **323 345 4536**
 Contact: **Tracy Fawn**

Ship to:
ABC Storage
Unit 5 Bare Walls St.
Del Mar, CA 90034

Tel: **310 567 4567**
 Contact:

Product code	Finish code	Style	Door hand	Reverse bevel	Backset - 2 ³ / ₈ ", 2 ³ / ₄ " or 3"	Door thickness 1 ³ / ₈ ", 1 ³ / ₄ " or 2"	Qty	Unit price (\$)	Line total (\$)
PLS369B	LA	Willow	<input checked="" type="checkbox"/> Left <input type="checkbox"/> Right	<input type="checkbox"/>	2 ³ / ₄ "	2"	2	980	1,960
PLS369B	LA	Willow	<input type="checkbox"/> Left <input checked="" type="checkbox"/> Right	<input checked="" type="checkbox"/>	2 ³ / ₄ "	2"	3	980	2,940
			<input type="checkbox"/> Left <input type="checkbox"/> Right	<input type="checkbox"/>					
			<input type="checkbox"/> Left <input type="checkbox"/> Right	<input type="checkbox"/>					
			<input type="checkbox"/> Left <input type="checkbox"/> Right	<input type="checkbox"/>					
			<input type="checkbox"/> Left <input type="checkbox"/> Right	<input type="checkbox"/>					
			<input type="checkbox"/> Left <input type="checkbox"/> Right	<input type="checkbox"/>					
			<input type="checkbox"/> Left <input type="checkbox"/> Right	<input type="checkbox"/>					
			<input type="checkbox"/> Left <input type="checkbox"/> Right	<input type="checkbox"/>					
			<input type="checkbox"/> Left <input type="checkbox"/> Right	<input type="checkbox"/>					
			<input type="checkbox"/> Left <input type="checkbox"/> Right	<input type="checkbox"/>					
			<input type="checkbox"/> Left <input type="checkbox"/> Right	<input type="checkbox"/>					
			<input type="checkbox"/> Left <input type="checkbox"/> Right	<input type="checkbox"/>					
			<input type="checkbox"/> Left <input type="checkbox"/> Right	<input type="checkbox"/>					
			<input type="checkbox"/> Left <input type="checkbox"/> Right	<input type="checkbox"/>					
			<input type="checkbox"/> Left <input type="checkbox"/> Right	<input type="checkbox"/>					
			<input type="checkbox"/> Left <input type="checkbox"/> Right	<input type="checkbox"/>					
			<input type="checkbox"/> Left <input type="checkbox"/> Right	<input type="checkbox"/>					
			<input type="checkbox"/> Left <input type="checkbox"/> Right	<input type="checkbox"/>					
			<input type="checkbox"/> Left <input type="checkbox"/> Right	<input type="checkbox"/>					
			<input type="checkbox"/> Left <input type="checkbox"/> Right	<input type="checkbox"/>					
			<input type="checkbox"/> Left <input type="checkbox"/> Right	<input type="checkbox"/>					
Grand total									

All prices are EX-WORKS Martin Pierce Hardware's location in Los Angeles and do not include California sales tax or any local state taxes that may apply.

PRODUCT CARE

Warranty for Door Hardware

Martin Pierce Hardware stands behind all of its bronze and stainless steel products with a lifetime guarantee on materials and workmanship. Internal mechanisms including locks, latches, fasteners supplied by Martin Pierce Hardware but manufactured by others are guaranteed for one year from the date of purchase. Finishes are not covered by this warranty, please refer to care instructions below for useful notes on cleaning bronze and steel

Martin Pierce Hardware will not assume liability for any labor charges regarding the removal or reinstallation of its products; nor will we cover any freight, postage, or handling expense related to the product. Damages caused by accident, misuse, abuse, or improper installation are not covered by this warranty

Care and Cleaning

Bronze and steel are both naturally weather resistant requiring little maintenance and are simple to care for. Our castings are made with 85% recycled metal and are made in the USA right here in Los Angeles. Our stainless steel products are available in 304 stainless steel which has excellent corrosion resistance and upon request, in 316 stainless steel which is ideal for coastal areas as it is more resistant to corrosion from salt.

Bronze is an alloy made from copper, manganese and silicon and it will oxidize over time as it ages. Each piece will oxidize in its own way thereby creating a unique piece. The sun, wind, air, sea air and even the oils in your hand will all play their part in the way our hardware changes over time. These effects are naturally occurring and add character and maturity to each piece.

Cleaning all surfaces with a mild soap, water, and a non-abrasive cloth will help the hardware age gracefully. We recommend against the use of any cleaning agents that contain abrasives or chemicals as these may discolor or corrode the piece.

Our brushed stainless steel castings can be cleaned with a lint free or microfiber cloth and a stainless steel cleaner that should be applied in the same direction as the grain of the brushed surface. For polished surfaces the cleaner should be applied in a circular non directional pattern.

Individuality - Truly Hand-Crafted

Our hardware is made to order and each piece is "chased" or "cleaned" by hand, as a result no two pieces are identical. This individuality makes each piece a truly unique work of art. Please read our chapter "The Process" to learn more about how we make our hardware by hand.

Finishes, hot and cold patinas

Our hardware is available in a limited number of finishes which include some cold and hot patinas. All of these finishes will change over time giving each piece it's own unique patina. There is no lacquer, cleaner or wax that can stop this natural process.



Martin Pierce Hardware Inc.
5433 W.Washington Blvd, Los Angeles, CA 90016
Tel: 323 939 5929 Email: info@martinpierce.com

www.martinpierce.com



Martin Pierce Hardware Inc.
5433 W. Washington Blvd, Los Angeles, CA 90016
Tel: 323 939 5929 and 800 619 1521
Email: info@martinpierce.com www.martinpierce.com